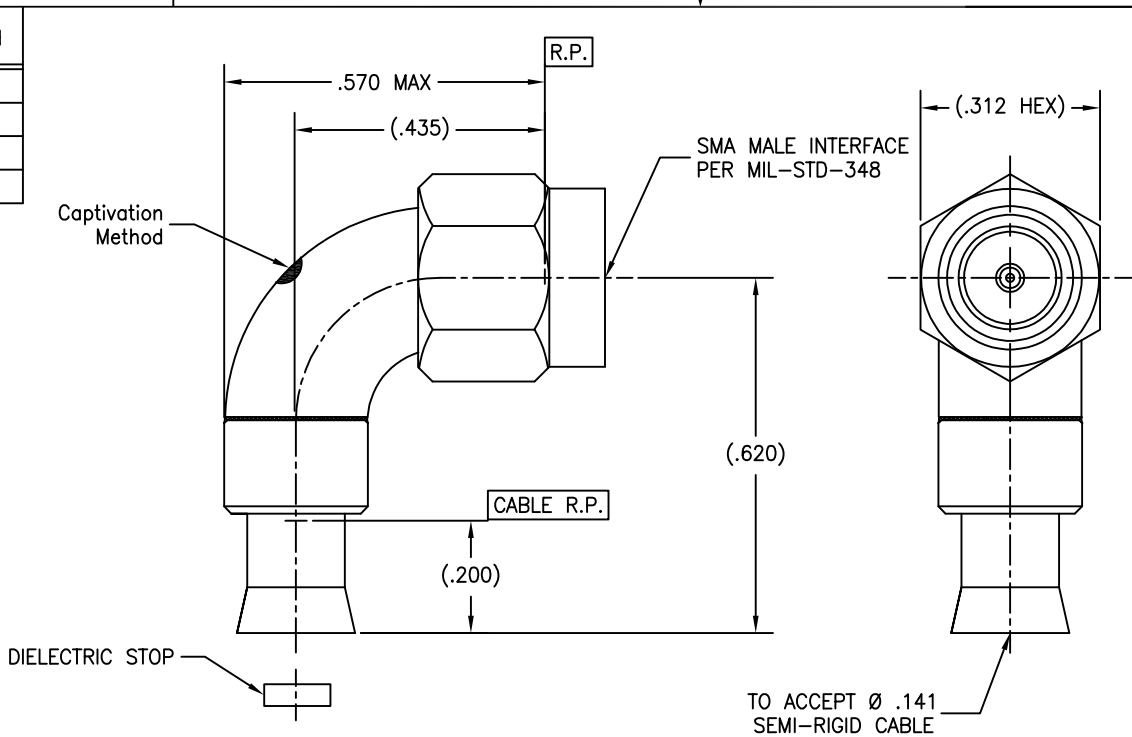
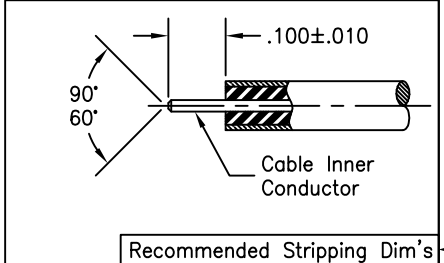
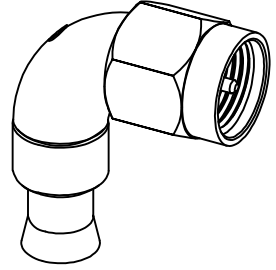


P/N	Captivation Method
BASIC	NONE
SF	NONE
CC	Epoxy only
CCSF	Epoxy only



REVISIONS			
REV	DESCRIPTION	DATE	BY
K	ECO 21321	06.02.08	DKN
L	ECO 26609 (ADD MIN THKNESS)	01.18.13	DKN
M	ECO 204053 ( CHG NAME)	07.08.25	DKN



NOTE: DIELECTRIC STOP TO BE PACKAGED & SHIPPED UNASSEMBLED.

MATERIAL(S):	ELECTRICAL(S):	MECHANICAL(S):	ENVIRONMENTAL(S):
Body Sub-Assy: 303 sst per ASTM A582 and 304 sst per MIL-T-8504 Coupling Nut: 303 sst per ASTM A582. Center Conductor: BeCu alloy per ASTM B196. Retaining Ring: BeCu alloy per ASTM B196 or ASTM B-197 Dielectric: PTFE per ASTM D1710. Gasket: Silicone rubber per A-A-59588. Epoxy: (for CC & CCSF) Sigma VF type HV.	Impedance: 50 Ohms nominal. Frequency Range: DC to 18.0 GHz. VSWR: 1.30:1 max @ 18GHz. Insertion Loss: .20 dB max @ 18GHz. Working Voltage: 335 Vrms max @ sea level. Dielectric Withstanding Voltage: 1000 Vrms min. R.F. HiPot Voltage: 670 Vrms min @ 5MHz. Corona Level: 250 Vrms @ 70,000 ft. Insulation Resistance: 5000 MegOhms min. R.F. Leakage: -(60 - fGHz) dB min for CC & CCSF -(90 - fGHz) dB min for BASIC & SF Contact Resistance: Initial: Center Contact: 3.0 Milliohm max. Outer Contact: 2.0 Milliohm max. After Environment: Center Contact: 4.0 Milliohm max. Outer Contact: NA.	Mating Characteristics: Interface per Mil-Std-348. Force To Engage & Disengage: Torque: 2 inch-pounds max. Longitudinal Force: NA. Connector Durability: 500 cycles min @ 12 cycles/minute max. Permeability: Less than 2.0 mu. Center Contact Retention: (for CC & CCSF) Axial Force: 6 pounds min. Coupling Proof Torque: 15 inch-pounds min. 7-10 in-pounds where test is performed on mated pairs. Coupling Mech. Retention: 60 pounds min.	Temperature Range: -65°C to +125°C (For CC's) -65°C to +165°C (For Basic, SF's) Thermal Shock: Mil-Std-202, Method 107, Test Cond. B. Moisture Resistance: Mil-Std-202, Method 106, Insulation resistance at least 200 MegOhms within 5 minutes after removal from humidity. Corrosion: Mil-Std-202, Method 101, Test Cond. B. Vibration: Mil-Std-202, Method 204, Test Cond. D. Shock: Mil-Std-202, Method 213, Test Cond. I.

FINISH(ES):
Coupling Nut: (For SF & CCSF): Passivate per ASTM A967. (For BASIC & CC): Gold plate per ASTM B488, Type II, Code C, Class 0.25; Over nickel under plate per AMS-QQ-N-290, .000015 min. Body: Gold plate per ASTM B488, Type II, Code C, Class 0.25; Over nickel under plate per AMS-QQ-N-290, .000050 min. Center Conductor: Gold plate per ASTM B488, Type II, Code C, Class 1.25; Over nickel under plate per AMS-QQ-N-290, .000050 min.

APPLICABLE Amphenol CDI DOCUMENTS		
WORK STD	PROD INST	ASSY INST
NA	NA	AI-105

**NOTICE**

THIS DRAWING EMBODIES A CONFIDENTIAL PROPRIETARY DESIGN ORIGINATED BY Amphenol CDI AND ALL DESIGN, MANUFACTURING, RE-PRODUCTION, USE AND SALE RIGHTS REGARDING THE SAME ARE EXPRESSLY RESERVED. IT IS SUBMITTED UNDER A CONFIDENTIAL RELATIONSHIP FOR A SPECIFIED PURPOSE AND THE RECIPIENT AGREES BY ACCEPTING THIS DRAWING NOT TO SUPPLY OR DISCLOSE ANY INFORMATION REGARDING IT TO ANY UN-AUTHORIZED PERSON TO INCORPORATE INTO OTHER PROJECTS ANY SPECIAL FEATURE REGULAR TO THIS DESIGN. ALL PATENT RIGHTS HERETO ARE EXPRESSLY RESERVED BY Amphenol CDI, Cerritos, CA 90703

TOLERANCES AND NOTES EXCEPT AS NOTED	
INTERPRET DRAWING PER ASME Y14.5-2018	
DIMENSIONS ARE IN INCHES:	
LINEAR .001 ±.005	ANGULAR ± 1/2°
FRACTION ± 1/32	

1. MACHINE FINISH: #3/RMS
2. BREAK ALL SHARP EDGES .003 MAX.
3. MACHINED FILLETS: .005 MAX.
4. MACHINED SURFACES SQUARE TO RESPECTIVE AXIS WITHIN .005 INCHES PER INCH.
5. MACHINED DIAMETERS CONCENTRIC WITHIN .002 T.I.R.
6. DIMENSIONS TO BE MET AFTER PLATING.
7. CHAMFER ALL THREADS 45°.
8. THREADS PER 14-26.
9. REMOVE FRAVED EDGES ON TEFLON.
10. REMOVE ALL BURRS.

MATERIAL		SPECIFICATION		PROCUREMENT	
APPROVAL INITIALS	DATE	Amphenol CDI		12900 Alondra Blvd. Cerritos, CA 90703	
DRAWN BY EC	12.03.03	TITLE SMA MALE RADIUS R/A TO Ø .141 SEMI-RIGID CABLE			
CHECKED BY		SCALE	DIRECTORY/SUB-DIRECTORY	SHEET 1 OF 1	
TEST ENGG		5:1	_OUTLINE\		
QUALITY		SIZE	CAGE CODE	DRAWING NO.	REV.
DESIGN ENGG DNg	06.02.08	C	30990	OL_5236-1	M
MFG ENGG					
ECO APPRV DNg	07.08.25				