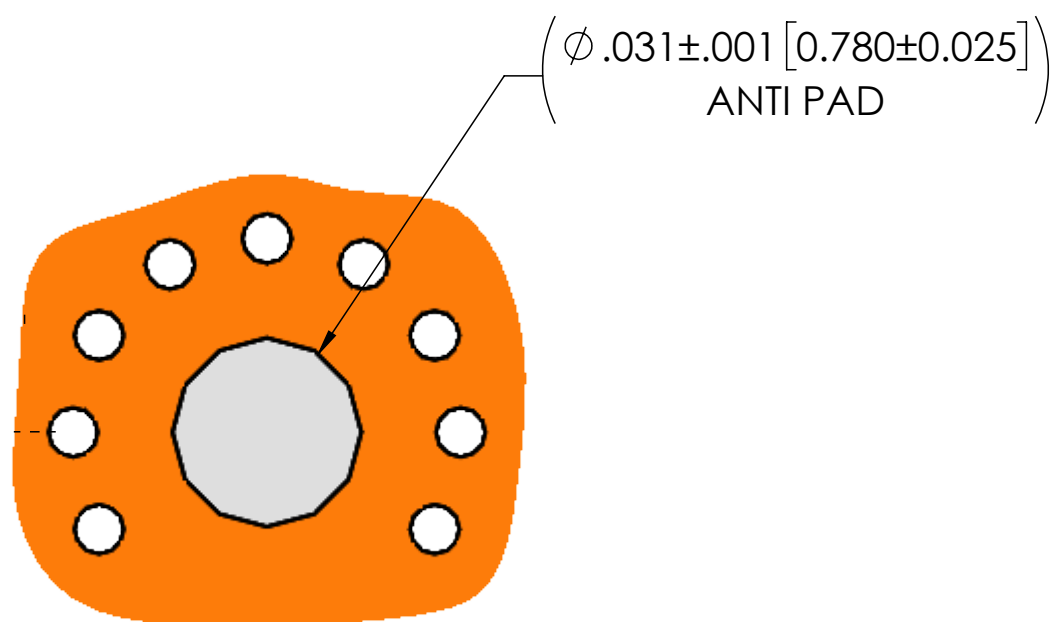
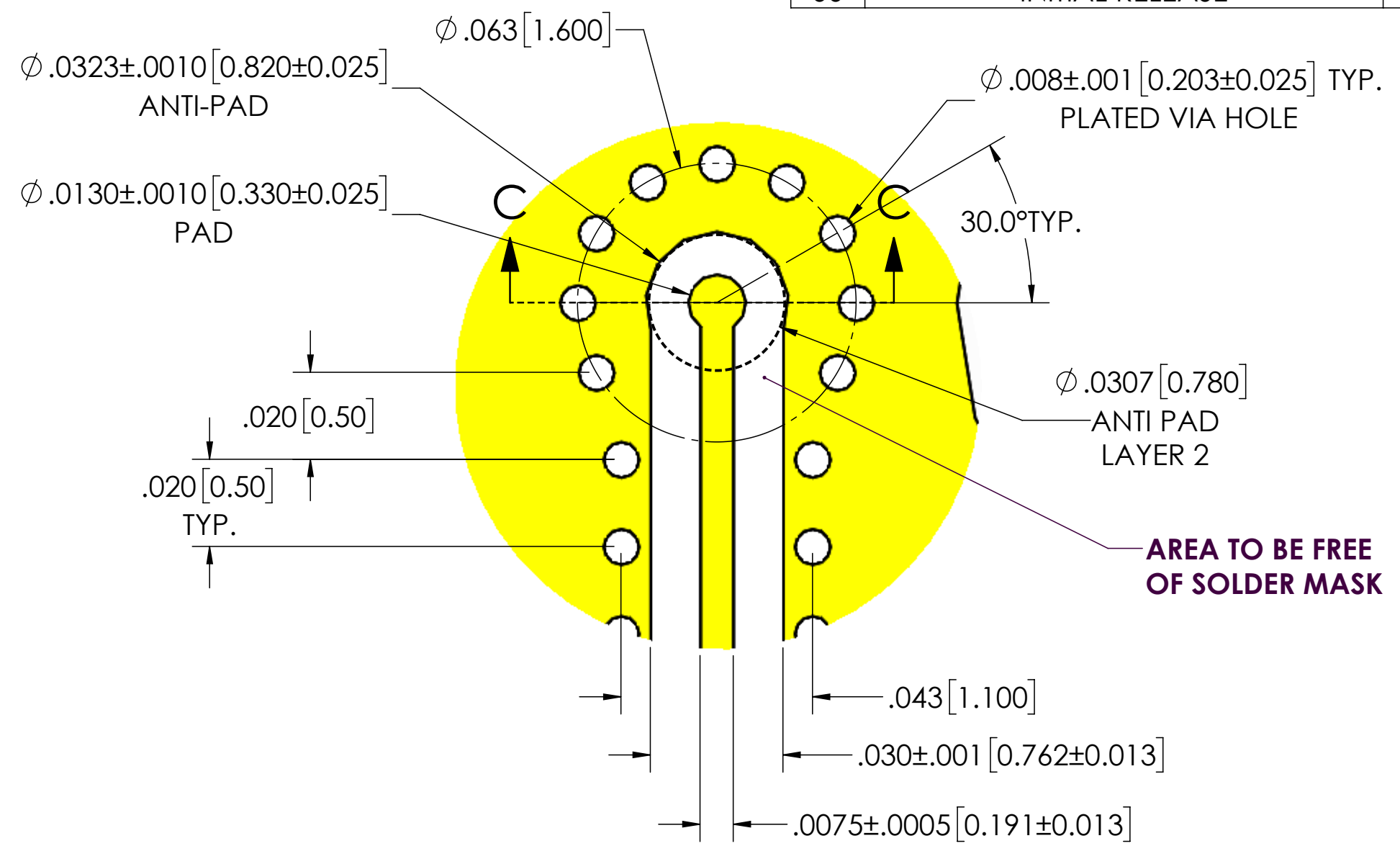


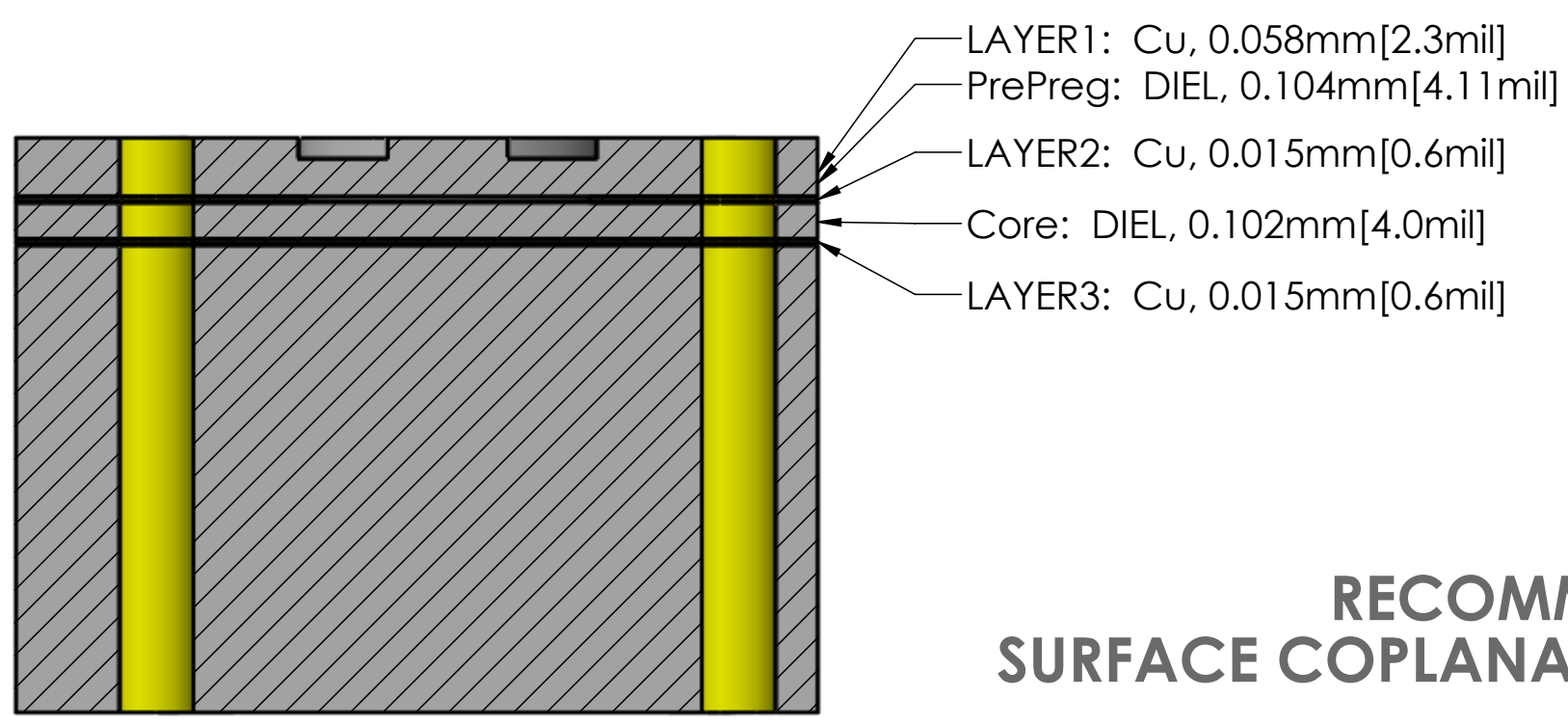
REVISIONS			
REV.	DESCRIPTION	DATE	BY
P6	ADD DETAIL B(SHOW 2ND LAYER)	04.24.19	HT
P7	ADD NOTE "AREA TO BE FREE OF SOLDER MASK"	07.20.20	HT
P8	OPTIMIZE PAD SIZE \varnothing .013 in	12.30.20	HT
00	INITIAL RELEASE	04.15.24	HT



DETAIL B
SCALE 32 : 1
LAYER2



DETAIL A
SCALE 32:1
LAYER1



SECTION C-C
SCALE 50 : 1



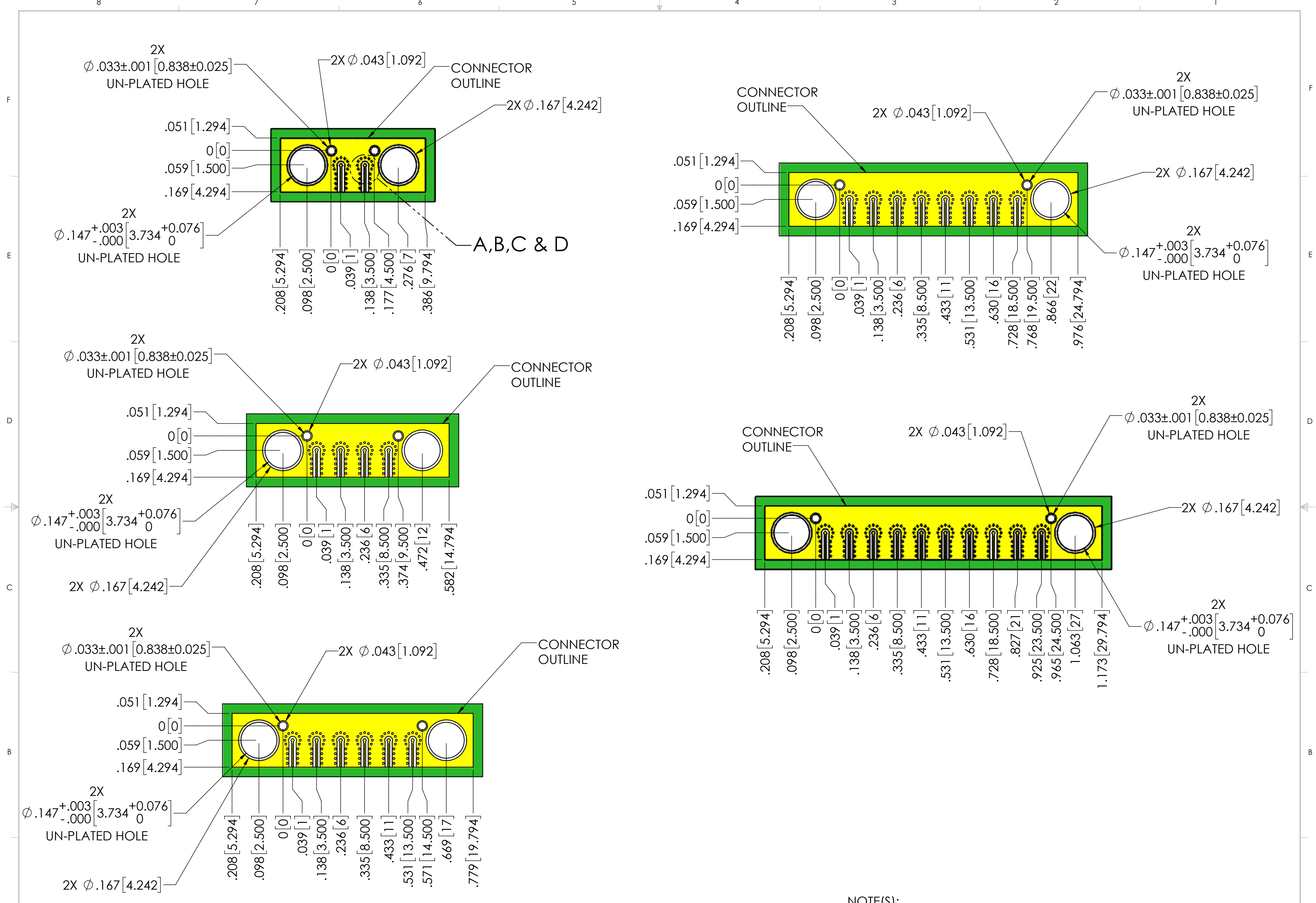
DETAIL D
SCALE 32 : 1

**RECOMMENDED FOOTPRINT
SURFACE COPLANAR WAVEGUIDE (SINGLE ENDED)**

THE INFORMATION CONTAINED HEREIN IS PROPRIETARY TO CARLISLE, INC. AND SHALL IN NO WAY BE REPRODUCED OR DISCLOSED IN WHOLE OR IN PART OR USED FOR ANY DESIGN OR MANUFACTURE EXCEPT WHEN SUCH USER POSSESSES DIRECT, WRITTEN AUTHORIZATION FROM CARLISLE, INC.



DIMENSIONS ARE IN INCHES/MILLIMETERS ± TOLERANCES UNLESS OTHERWISE NOTED				THIRD ANGLE PROJECTION		 <small>22412 66th Ave S. BLD B, Suite C Kent, WA 98032</small>					
.XXX	.XXXX	ANGLE	FRACTIONS			TITLE HC2(2.5mm)-VERTICAL MOUNT, SURFACE COPLANAR WAVEGUIDE (SE)					
0.003 [0.076]	0.0005 [0.013]	0.5									
DESIGN ENGR: H. TRAN		07.10.18		DESIGNED BY: H. TRAN		07.10.18		SIZE C	CAGE CODE 7M294	CARLISLE NUMBER TM13-0238-XX	REV 00
NEXT ASSY.		USED ON		PRODUCT:		QUALITY:		SCALE: 4:1	DO NOT SCALE DRAWING		1 OF 2
APPLICATION				MFG:							



**RECOMMENDED FOOTPRINT
SURFACE COPLANAR WAVEGUIDE (SINGLE ENDED)**
SEE SHEET 1 FOR SIGNAL TRACE

NOTE(S):
1. Holes, signal traces pattern to be +/-0.001 unless otherwise specified.

	HC2(2.5mm)-VERTICAL MOUNT, SURFACE COPLANAR WAVEGUIDE (SE)	SIZE C	CAGE CODE 7M294	DRAWING NUMBER TM13-0238-XX	REV 00
		SCALE: 4:1	PART NUMBER:	2 OF 2	